

FACE MASSAGE

MODELLING ACTION

Caresse



BIOLINE  
JATÒ

C A R E S S E

# Face massage with modelling action

Bioline Jatò has created the CARESSE face massage, which performs a modelling and relaxing effect to enhance professional treatments.

The CARESSE massage perfectly fits with the **Bioline Jatò® System** and improves its effectiveness. It is to be performed during the application of the specific cream.

Thanks to a specific protocol, this massage favors the absorption of the functional substances that, synergically, oxygenate the tissues and provide a balance to the skin, which is **energized** and **healthier**.






Apply from 4 to 8 ml of specific cream with the brush.

**01**

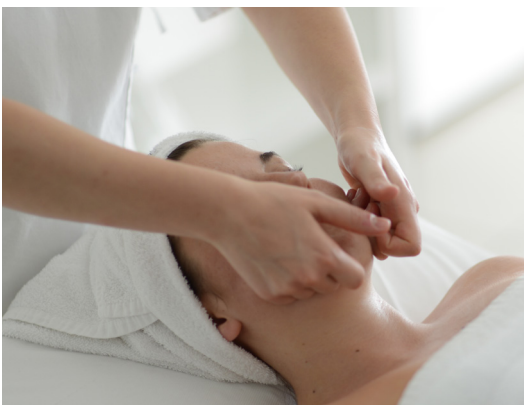
Long stroke from ear to shoulder with alternated hands, proceed with a short stroke with alternated hands on décolleté and repeat the long stroke from ear to shoulder.

**02**

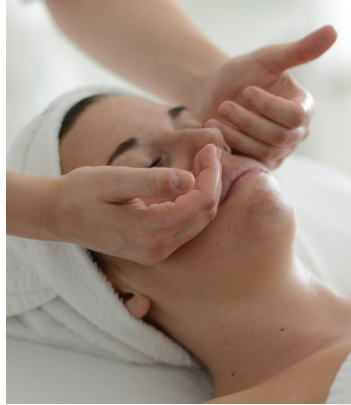
Light stroke with alternated hands on neck and finish with the long stroke from ear to shoulder.

**03**

Prayer movement from the chin to the ears.

**04**

Circular stimulation along face contour using knuckles.



**05**

Stroke with index fingers along the naso-labial folds, definition of the zygomatic bone and stroke towards the temples.



**06**

Circles on the sides of the nose with fingertips.



**07**

Pinching movement with index and thumbs along the eyebrows arch with light vibrations and circles around the eye contour.



**08**

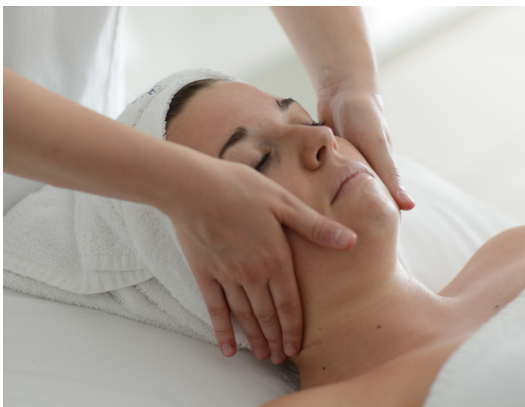
Figure "8" stroke on temples.

**09**

Digital "T" friction on the forehead with thumbs on three levels.

**10**

Rolling movement on the forehead with alternated hands from temple to temple.

**11**

Stroking along the sides of the face, going down reaching the shoulders.

---


**!** SIDE OF THE MESSAGE TABLE**12**

Alternated hands strokes on pectoral muscles outwards. First, massage the side towards you and then the opposite.




**13**

Long stroke from ear to shoulder with alternated hands, proceed with a short stroke with alternated hands on décolleté and repeat the long stroke from ear to shoulder.



**14**

Light stroke with alternated hands on neck and finish with the long stroke from ear to shoulder.



**15**

Face modelling with alternated hands in three phases and finish with circular strokes on temples using the tenar.




**16**

Face modelling prayer in three phases and finish with circular strokes on temples using the tenar.



**17**

Vertical strokes on the forehead from temple to temple.

**18**

Envelop the sides of the face going down to the shoulders, micro kneading using knuckles on trapeze muscle and finish with a vibration along the arms.



**BIOLINE SRL**  
MADE IN ITALY

Viale Bolognini 78  
38122 Trento Italy  
+39 0461 933209  
bioline@bioline-jato.com  
www.bioline-jato.com

