



**BIOLINE**  
JATÒ

BODY CONCEPT  
**Coffee-Shape**

**Double action intensive treatment  
compact cellulite and localized fat \***

**IMMEDIATE AND PROGRESSIVE EFFECTIVENESS  
CLINICALLY TESTED IN JUST 2 WEEKS**

Professional Manual



# COFFEE-SHAPE

## Double action intensive treatment compact cellulite and localized fat \*

Intensive treatment for belly, thighs, hips and buttocks. Combines the **Vacuum Lipo Massage**, a draining and reactivating massage developed by Bioline Jatò, with **three innovative Body Concept formulations**, for a shock action targeted to the imperfections of compact cellulite and localized fat deposits.

The **results are visible from the very first application**: the skin of the treated areas is smoother, more elastic and toned. After two weeks, the benefits improve, critical points appear remodelled, for a more defined-looking body.

### THE PLUS OF THE FORMULA



#### PURE CAFFEINE AND COFFEE SILVERSKIN

COFFEE, THE STAR INGREDIENT AIMED AT THE BLEMISHES OF CELLULITE AND ADIPOSITY

Source of precious properties, caffeine helps to **reactivate the drainage of liquids** and **favours the reduction of localized fat accumulation\*\***.

Coffee Silverskin, a natural upcycling ingredient obtained from the silver film that protects the coffee bean, **moisturizes** and **promotes** the skin's **barrier function**.



#### MACA

A SUPERFOOD WITH A POWERFUL ENERGIZING AND REMODELLING EFFECT, ORGANIC AND FROM SUSTAINABLE SOURCES

Called "Peruvian Ginseng" for its energizing properties, the organic extract from Maca leaves (*Lepidium Meyenii*), rich in polyphenols, it's specific for fat deposits and blemishes due to cellulite. It also acts on the synthesis and protection of essential components of the dermal matrix to improve skin firmness.



#### BODY RESHAPE COMPLEX

THE MULTIFUNCTIONAL COMPLEX THAT REDRAWS THE CONTOURS OF THE BODY AND REDEFINES THE CRITICAL AREAS

Powerful synergy of active ingredients composed of a combination of Methylxanthines, Artichoke extract (*Cynara scolymus*) and Levano polysaccharide. It has a targeted action on the imperfections of localized adiposity and compact cellulite.

\* Targeted to the imperfections of compact cellulite and localized fat

\*\* A. Herman A.P. Herman: Caffeine's Mechanisms of Action and Its Cosmetic Use. Skin Pharmacol Physiol 2013;26:8-14



# Clinically tested effectiveness <sup>1</sup>

## INSTRUMENTAL RESULTS

REDUCES THE CIRCUMFERENCE OF THE ABDOMEN		REDUCES THE CIRCUMFERENCE OF THE HIPS	
AFTER 1 TREATMENT <sup>2</sup>	AFTER 4 TREATMENTS <sup>3</sup>	AFTER 1 TREATMENT <sup>2</sup>	AFTER 4 TREATMENTS <sup>3</sup>
up to -2 cm	up to -3 cm	up to -1 cm	up to -2 cm
average -0,28 cm	average -1,30 cm	average -0,35 cm	average -1,13 cm

## SELF-ASSESSMENT TEST <sup>4</sup>

100%

VISIBILITY REDUCTION OF FAT ACCUMULATIONS

95%

RE-SHAPED BODY CONTOURS

95%

REDUCTION OF THE CIRCUMFERENCE OF THE TREATED AREA

100%

MORE ELASTIC AND TONIC SKIN

<sup>1</sup> Clinical-instrumental test carried out by an independent body on 20 volunteers with compact cellulite and localized fat over 2 weeks period, 4 treatments. Professional and homecare products tested: BIOAROMA Relaxing EQL Oil and Energy DRN Oil BODY CONCEPT Coffee-Shape Moka Active Scrub, Coffee-Shape Moka Lipo Serum, Coffee-Shape Moka Hot Mud, Reducell Active Cream, Pro-Slim Saline Cream.

<sup>2</sup> Clinical results after 1 treatment (professional treatment and homecare products).

<sup>3</sup> Clinical results after 4 treatments over 2-weeks period (professional treatment and homecare products).

<sup>4</sup> % of volunteers who expressed a positive opinion after a 2 weeks period (professional treatment and homecare products).





# COFFEE-SHAPE

## Professional treatment



### STEP 1: MOKA ACTIVE SCRUB

Mix and spread evenly about 50 g of scrub on the lower limbs and abdomen. Massage for a few minutes, insisting on thickened areas (knees, heels).  
Remove with microfiber cloth, shower or wet sponge bath knobs.



### STEP 2: BODY BEAUTY EXPERIENCE Relaxing touch e Draining touch

- a) **RELAXING TOUCH:** apply a few drops of BIOAROMA RELAXING EQL OIL on the areas of greatest tension.
- b) **DRAINING TOUCH:** apply a few drops of BIOAROMA ENERGY DRN OIL on the lymph nodes.



### STEP 3: MOKA LIPO SERUM and VACUUM LIPO MASSAGE

Massage about 25 ml of serum on the thighs, buttocks, abdomen and hips.  
Perform the VACUUM LIPO MASSAGE using the specific silicone cup.



### STEP 4: MOKA HOT MUD and BODY BEAUTY EXPERIENCE Firming touch

Apply about 50 ml of mud on the lower limbs and abdomen.  
Massage with energetic and stimulating movements until completely absorbed.  
Dab any residual product.  
Finish by performing the BODY BEAUTY EXPERIENCE Firming touch.



# COFFEE-SHAPE

## Professional products



**MOKA ACTIVE SCRUB**  
 coffee / brown sugar and sea salt /  
 rice oil  
 500 ml / 16.9 fl. oz US

**Intense body exfoliating treatment.**  
 In synergy with the massage, it promotes a **strong draining and reactivating action** that reduces the appearance of imperfections linked to compact cellulite and localized adiposity.

**MOKA LIPO SERUM**  
 coffee / metilxantine / maca  
 250 ml / 8.4 fl. oz US

Concentrated serum with a **shock action** aimed at the imperfections of **localized fat deposits** and **compact cellulite** on the belly, thighs, hips and buttocks area. Associated to the **Vacuum Lipo Massage**, it remodels and redefines the silhouette, giving elasticity and firmness to the skin.

**MOKA HOT MUD**  
 coffee silverskin / green and pink clay / niocell complex  
 500 ml / 16.9 fl. oz US

Mud massage cream with a **thermogenic action**. It combines the detox and remineralizing properties of clays with the draining and reactivating action of the massage. **Reshapes the contours of the body** weighed down by localized fat deposits and compact cellulite.

**WARNINGS:** it can cause heat that disappears in a short time. Wash hands thoroughly after use or use gloves.

## Homecare beauty routine

To **enhance and maintain the results obtained in the cabin** and **reshape the belly, thighs, hips and buttocks at home.**



**REDUCELL ACTIVE CREAM**  
 specific for compact cellulite

**LIPOACTIVE THERMO CREAM**  
 specific for localized fat



**PRO-SLIM**  
 SALINE CREAM

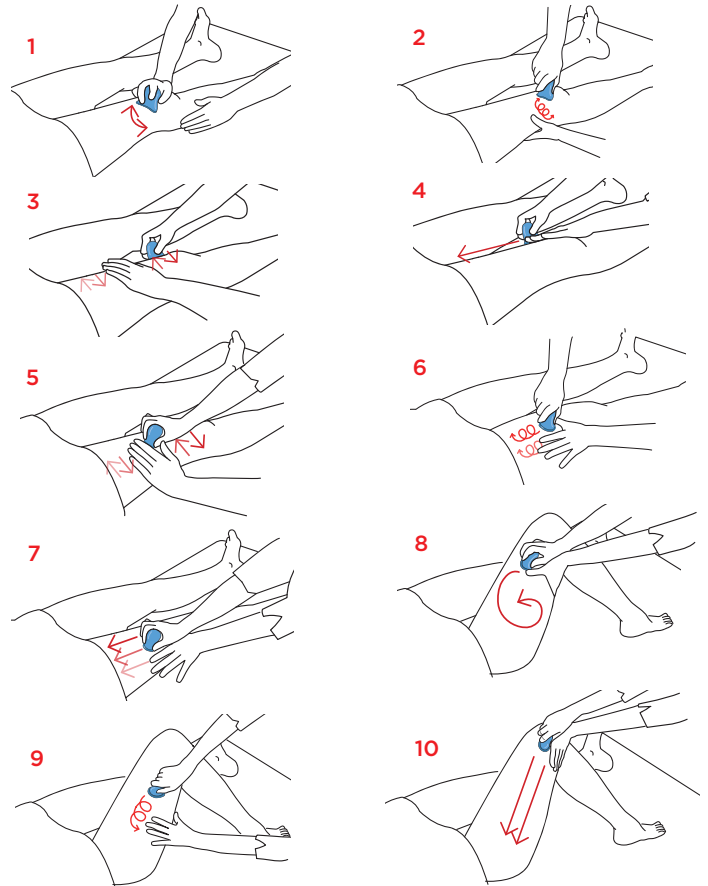


# COFFEE-SHAPE Vacuum Lipo Massage

**Vacuum Lipo Massage** is a functional massage technique developed by the Bioline Jatò laboratories to act in a targeted and deep way on the imperfections linked to compact **cellulite and localized fat**.

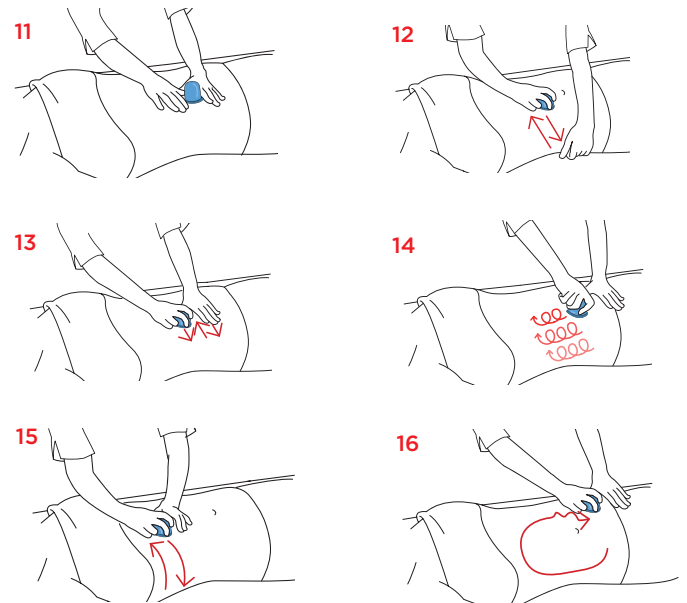
## FRONT LEG:

1. Vacuum above the kneecap (back and forward)
2. Corkscrew vacuum above the kneecap (back and forward)
3. Inner thigh: zig-zag vacuum in accompaniment with the other hand (only forward)
4. Vertical vacuum on the inner thigh
5. Quadriceps femoris: zig-zag vacuum in accompaniment with the other hand
6. Corkscrew vacuum on the quadriceps
7. Vertical vacuum on the quadriceps
8. Bent leg: circular vacuum along the fascia lata (the other hand follows the movement)
9. Corkscrew vacuum on the fascia lata
10. Vertical vacuum along the fascia lata



## ABDOMEN (stand on the left side):

11. Static vacuum on the navel
12. Zig-zag vacuum on mid abdomen
13. Perpendicular vacuum on the rectus abdominis (only the cup works)
14. Vertical corkscrew vacuum on the rectus abdominis in three lines
15. Zig-zag vacuum on the ribs and costal arch (only the cup works)



**Repeat all movements on the other side, from the movement n.12**

6. Circular draining vacuum towards the colon and static vacuum on the colon



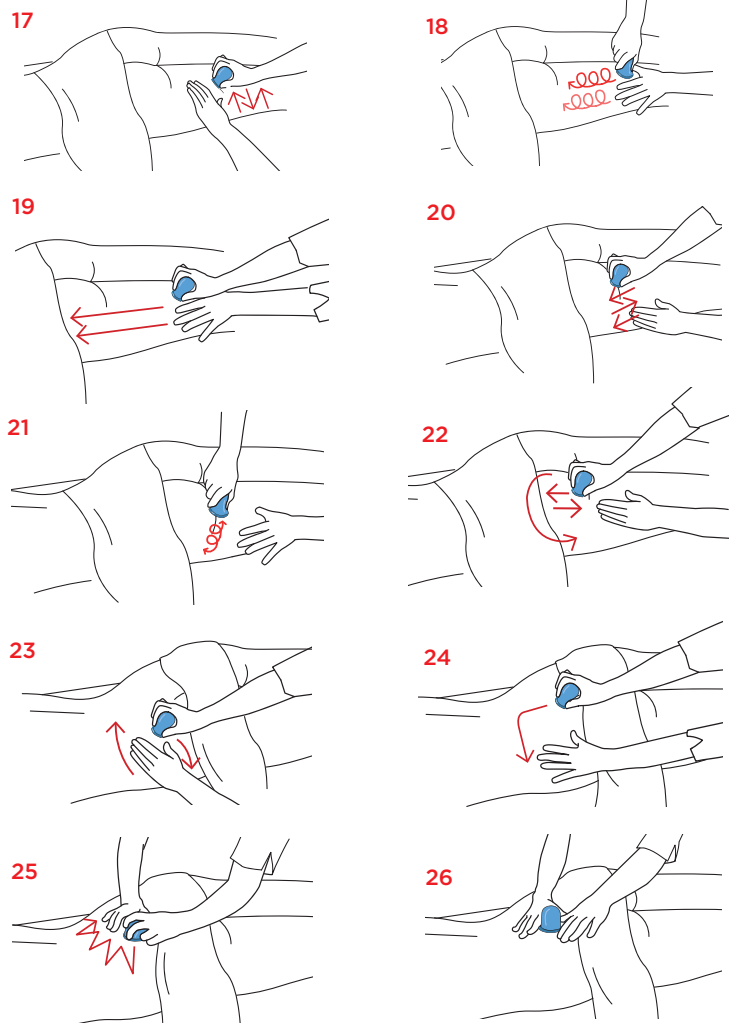
HOW IT WORKS:

Thanks to a particular sequence of recurring movements and exploiting the mechanisms of the **aspirated vacuum** of the special Bioline Jatò **silicone cup**, the Vacuum Lipo Massage improves the appearance of the epidermis specifically in the areas with fat deposits.

The **silhouette looks remodelled and redefined**, toxins and excess liquids are drained. The microcirculation is reactivated and the blood flow in the treated areas increased, making the skin tissue more oxygenated, compact and bright.

BACK LEG

- 17.** Zig-zag vacuum on femoral biceps and fascia lata until gluteus line
  - 18.** Corkscrew vacuum in many lines
  - 19.** Vertical vacuum on femoral biceps and gluteus
  - 20.** Gluteus line: zig-zag vacuum in accompaniment with the other hand
  - 21.** Corkscrew vacuum along gluteus line
  - 22.** Zig-zag vacuum and circular vacuum on the gluteus
  - 23.** Zig-zag vacuum on the back of the iliac crest
  - 24.** Vacuum from sacrum outwards
- Repeat the movements on the other leg**
- 25.** Radial vacuum around the sacrum
  - 26.** Static vacuum on the sacrum



**WARNINGS**

These are cosmetic products for professional use and it is therefore important to scrupulously follow the instructions given in the present document. The esthetician has the obligation to inform the consumer about the message contained in the precautions and warnings. Before use, it is advisable to check the list of ingredients, for any intolerances or allergies. For particularly sensitive subjects, a tolerance test is recommended, applying the product on the forearm and occluding with a plaster for 24 hours. Be careful when performing the treatment on pregnant subjects. After application, close the package tightly and store at room temperature, in a dry place away from light and heat sources. Avoid mixing with different substances or products, not foreseen

by the specific instructions. External use. Avoid contact with eyes, mucous membranes and damaged, irritated or diseased skin. In case of contact with eyes, rinse thoroughly under running water. No danger under normal conditions of use. Do not swallow. Keep out of reach of children. In order to consolidate and progressively improve the results achieved, consistency of both the treatments in the beauty institute and the homecare products recommended by the esthetician are essential. THE NATURALNESS OF THE FORMULATIONS COULD DETERMINE SLIGHT CHANGES IN THE PRODUCTS IN COLOUR, SCENT AND/OR VISCOSITY THAT DO NOT AFFECT THEIR AESTHETIC FUNCTIONALITY.

**RECOMMENDATIONS FOR SANITIZING ACCESSORIES**

Thoroughly sanitize and dry the accessories before each use, following the sanitization protocol suggested in the specific "Accessories sanitization" sheet and according to the health regulations of your region.



SCAN THE QR CODE AND  
DISCOVER MORE!



**BIO LINE S.r.l.**  
**Società Benefit**  
MADE IN ITALY

Viale Bolognini 78  
38122 Trento Italy  
+39 0461 933209  
bioline@bioline-jato.com  
www.bioline-jato.com

